

2018



Annual Reports

State of Illinois
Chief Procurement Office for
Institutions of Higher Education



Executive Summary

The Chief Procurement Officer for Public Institutions of Higher Education (CPO-HE) works with the public institutions of higher education to meet their procurement needs free of undue influence through independent authority, oversight, and approval. The CPO-HE further works with the institutions to continually improve procurement policies and to establish best practices that recognize the specific needs of the institutions in relation to their role and importance to the State of Illinois.

Purpose of this Report

Public Act 100-0043 established a common reporting date of November 1st for annual reports on Cooperative Purchases, Exempt Procurements, and procurements to Small Businesses. This booklet also includes a report on Emergency Purchases that is not required by statute but helps to present a more comprehensive description of procurement activities. Additionally, though the report on Sole Source Procurements was previously filed in August, we have included it again here to have one comprehensive report.

This set of annual reports is filed electronically with the General Assembly by email to reports@ilga.gov. Additionally, hard copies are filed with the Governor's Office, the Illinois State Library, and the Legislative Research Unit. An electronic copy is also maintained on the "Publications and Reports" page of the Chief Procurement Office's website.

Background

The Chief Procurement Officer (CPO) for Public Institutions of Higher Education exercises independent procurement authority under the Illinois Procurement Code (30 ILCS 500) on behalf of the Illinois Public Universities and the Illinois Math and Science Academy (IMSA).

While retaining procurement authority, the CPO exercises this authority through independent State Purchasing Officers (SPOs). The SPOs have general direct oversight of the procurement activities of each institution's purchasing staff and give approval to proceed at various stages of the process.

By their statutory authority and independence, the CPO and SPOs ensure that procurements made by the state universities and IMSA are transparent, accountable, and in the best interest of the state. Whenever possible, a competitive bid process is used and an award is made to the lowest-cost responsible and responsive bidder. The SPOs work closely with university

purchasing staff to meet the needs of the institution, to maximize the value of procurements, and to act in a manner that maintains the integrity and the public's trust of state government.

The CPO and SPOs have a fiduciary duty to the State of Illinois. In addition to ensuring that state universities and ISMA conduct lawful procurements, we promote the use of best practices in procurement and management to create appropriately efficient and streamlined purchasing policies and procedures.

Staff of the Chief Procurement Office for Higher Education

The Chief Procurement Office for Higher Education (CPO-HE) has a staff of thirteen, ten of whom are State Purchasing Officers (SPOs) who review and approve transactions for each of the nine public universities (thirteen campuses) and the Illinois Math and Science Academy. The CPO and SPOs are required by statute to become certified and maintain certification under the Universal Public Purchasing Certification Council (UPPCC) or the Institute for Supply Management (ISM). The CPO-HE office has 92% of qualified staff certified. Of the thirteen staff members, eleven hold the UPPCC certification, and one is not in a qualifying position. The remaining staff member is actively working towards certification and expects to become certified this fiscal year. Of those certified, eight hold the "Certified Professional Public Buyer" (CPPB) designation, two hold the "Certified Public Procurement Officer" (CPPO) designation, and one holds both designations. Three staff members are also licensed attorneys. One staff member holds a CPM certification from the Institute of Supply Management.

Transaction Processing

In FY2018, the SPOs processed 3,334 transactions totaling more than \$8.25 billion, an average of more than 330 transactions per person per year. This included roughly \$265 million in Cooperative Purchases, \$12.5 million in emergency purchases, and \$295 million in sole source procurements. The SPOs do not see or approve purchases made under an exemption, however, the universities made \$638 million in exempt purchases during the fiscal year. The SPOs also do not see transactions under the small purchase limit of \$100,000.

Since the creation of the Chief Procurement Office, we have made efforts to reduce the processing time. Prior to 2011, it took an average of 134 days processing time from the date of solicitation publication to award publication. By the end of FY16, we were able to reduce the processing time to 88.8 days, a 33.7% reduction. On average, a competitive sealed bid (IFB) takes 49.5 days and a request for proposal (RFP) takes 91.6 days.

Initiatives

We continuously strive to find ways to streamline the procurement process while maintaining the integrity and transparency that are so important. Over the past year, we have initiated a number of improvements to make procurement easier for both vendors and staff:

- Our office hosted its first ever Procurement Training Conference on March 23rd, 2018 at Robert Morris University in Chicago. The conference was attended by 114 people,

including university purchasing staff, agency purchasing staff, ethics officers, and others who were interested. Several of our staff members gave presentations at the conference, and the feedback from attendees was very positive. We hope to hold similar training conferences on at least an annual basis.

- We conducted a Small Business presentation for vendors as required by Public Act 100-43 in conjunction with the Procurement Training Conference held on March 23. The session, presented by two of our staff members, was attended by 29 individuals.
- Our office worked with the Auditor General's office regarding electronic submission of emergency purchase statements. The Higher Education Procurement Bulletin has been modified to now file the required statements electronically via email. This will reduce the number of audit findings due to non-compliance with filing requirements for the universities.
- The CPO office is working with the Illinois Public Higher Education Cooperative (IPHEC) to implement an e-bidding function within the Higher Education Procurement Bulletin which will use the Illinois Procurement Gateway (IPG) to verify vendor registration for those wishing to submit electronic responses. Testing of the system is in process and the functionality should be fully implemented early in FY2019.

Contact Information

To learn more about the Chief Procurement Office for Public Institutions of Higher Education and procurement reform in Illinois, visit the CPO's website below:

Ben Bagby – CPO for Public Institutions of Higher Education

401 S. Spring St. Suite 522

Springfield, IL 62706

Phone: 217.558.5143

CPO Website: www.cpohe.illinois.gov

Illinois Procurement Gateway: <https://ipg.vendorreg.com>

Pathway to Procurement: www.illinois.gov/cpo/PathwayToProcurement



State of Illinois
Chief Procurement Office
Institutions of Higher Education



FY2018

Cooperative Purchasing Report

Cooperative Purchasing - Overview

This report describes cooperative purchasing by the public state universities and IMSA for Fiscal Year 2018 (July 1, 2017 – June 30, 2018).

The Governmental Joint Purchasing Act (30 ILCS 503) authorizes the Chief Procurement Officer (CPO) to allow the purchase of personal property, supplies, and services jointly with a governmental unit of this state or another, or with a consortium of governmental entities of one or more other states. Additionally, Section 25-15 of the Illinois Procurement Code provides that the CPO may establish by rule categories of purchases – including non-governmental joint purchases – that may be made without competitive sealed bidding and may establish the most competitive alternate method of source selection that shall be used for each category.

When utilizing cooperative purchasing, Illinois joins other states and government entities to 1) identify their common purchasing needs and 2) combine their procurement and subject matter experts to secure best-in-class contracts. Fewer state resources are used to procure these contracts and they usually result in better pricing and terms due to leveraged buying power. The use of these cooperative contracts saves considerable staff time by making use of procurement activities already undertaken by others. The large volume of potential sales and spend with multiple jurisdictions can result in significant savings.

Every cooperative purchase request goes through a process of justification and review by the Chief Procurement Office prior to approval and contract execution. The process is designed to ensure that the cooperative award was conducted using open and fair competition and that the prices obtained are competitive in the market. This includes looking at use of BEP subcontractors by cooperative vendors. If the cooperative awarded to multiple vendors, additional questions are asked regarding the universities' selection process for one vendor over another.

When the State of Illinois is party to a joint purchase agreement, the State may act as a lead state or as a participant state. When the State of Illinois is the lead state, all joint purchases must be conducted in accordance with the Illinois Procurement Code. When Illinois is a participant state, all joint purchases are conducted in accordance with the procurement laws of the lead state, provided that the joint procurement is made by competitive solicitation, except where the Chief Procurement Officer has determined that it would be impractical to obtain competition.

All purchases made under a cooperative procurement must be published in the Illinois Procurement Bulletin and all contracts must contain the provisions required by Illinois law and rule.

In FY18, the nine public universities (thirteen campuses) and the Illinois Math and Science Academy purchased from 176 unique vendors using eight different cooperative purchasing groups with a total spend of \$265,618,418.92. In some cases, multiple orders were placed with the various vendors.

When a cooperative procurement is conducted by IPHEC, it is done on behalf of and for use by all the institutions.

Cooperative Purchasing Statistical Summary – FY 2018

Cooperative Usage by University

Procuring Institution	# Coop. Purchases	Big Ten	CIC	E & I	IPHEC	MHEC	Nat. JPA	US Com.	Vizient
Chicago State University	30	3	0	5	20	2	0	0	0
Eastern Illinois University	39	2	0	4	30	2	0	1	0
Governors State University	30	3	0	5	19	3	0	0	0
Illinois Math and Science Academy	6	0	0	1	4	0	1	0	0
Illinois State University	56	2	0	12	35	7	0	0	0
Northeastern Illinois University	36	2	0	6	24	4	0	0	0
Northern Illinois University	Did not provide data								
Southern Ill. Univ. School of Medicine	39	2	0	7	27	2	0	0	1
Southern Illinois University Carbondale	42	2	1	7	28	3	0	0	1
Southern Illinois University Edwardsville	44	2	0	5	36	1	0	0	0
University of Illinois (all three campuses)	116	10	0	4	45	8	0	0	49
Western Illinois University	36	2	0	6	25	3	0	0	0
TOTAL:	474	30	1	62	293	35	1	1	51

Cooperative Contracts by Cooperative Organization

Cooperative Organization	Total Spend
Big Ten Academic Alliance (Big Ten)	\$ 23,011,364.97
Committee On Institutional Cooperation (CIC)	\$ 125,948.45
E & I Cooperative Services (E & I)	\$ 21,256,002.29
Illinois Public Higher Education Cooperative (IPHEC)	\$ 131,881,833.83
Midwestern Higher Education Compact (MHEC)	\$ 31,136,409.45
National Joint Powers Alliance (Nat. JPA)	\$ 15,924.28
US Communities (US Com.)	\$ 1,560.00
Vizient	\$ 58,189,375.65
TOTAL:	\$ 265,618,418.92

Number of Vendors Used by Each University

Institution	Number of Vendors
Chicago State University	27
Eastern Illinois University	37
Governors State University	26
Illinois Math and Science Academy	6
Illinois State University	51
Northeastern Illinois University	34
Northern Illinois University	(no report)
Southern Ill. Univ. School of Medicine	36
Southern Illinois University Carbondale	41
Southern Illinois University Edwardsville	41
University of Illinois (all three campuses)	116
Western Illinois University	32

ANNUAL COOPERATIVE REPORT - FY18

Chicago State University

<u>Name of Cooperative</u>	<u>Contract Description</u>	<u>Vendor(s)</u>	<u>Contract Number</u>	<u>Total # of P.O.</u>	<u>Spend per Contract</u>
IPHEC	Office Supplies	Office Depot	1RMM201		\$309,519
	Audio Visual Equipment	Midwest Computer Products	1DGS1420		\$398
	Janitorial Supplies	SupplyWorks	ER052212		\$70,827
	Paint	Sherwin Williams	5486		\$8,212
	Life Science Catalog Products	Santa Cruz Biotechnology	1SLD205		\$1,709
	Life Science Catalog Products	Sigma-Aldrich	1SLD205		\$2,858
	Procurement Card	JP Morgan	PL89190 & R087176		\$1,701,926
	Insurance	Marsh USA	INSUREFY18R		\$254,547
	Auto Insurance	Northern Insurance	1RMM918		\$14,082
	Small Package Transportation	UPS	1RMM212		\$10,205
	Computer Peripherals	CDW-G	1DGS1306		\$111,148
	Microcomputers	CDW-G	D1702TMS		\$12,566
	Networking Equipment and Services	CDW-G	1DGS1301		\$175,764
	Software	CDW-G	RM071017		\$4,469
	Sole Source	Apple	176ALC		\$29,800
	Microcomputers	SHI	D1702TMS		\$110,435
	New & Used Textbooks	Follett B2B	174ALC		\$80,521
	Collection Agency	ConServe	1RMM906		\$26,761
	Collection Agency	Alltran	1RMM906		\$7,579
	Collection Agency	General Revenue Corp	1RMM906		\$32,520
	<u>Total Spend per Cooperative</u>				
<u>Name of Cooperative</u>	<u>Contract Description</u>	<u>Vendor(s)</u>	<u>Contract Number</u>	<u>Total # of P.O.</u>	<u>Spend per Contract</u>
E&I	MRO	Grainger	1RMM107		\$61,022
	Vaccines & Pharma Products	Medline	171ALC/172ALC		\$65
	Equipment Rental	Sunbelt	IPHEC1710		\$755
	Equipment Rental	United Rental	IPHEC1710		\$954
	Digital Imaging	Xerox	186ALC		\$55,355
<u>Total Spend per Cooperative</u>					\$118,151
<u>Name of Cooperative</u>	<u>Contract Description</u>	<u>Vendor(s)</u>	<u>Contract Number</u>	<u>Total # of P.O.</u>	<u>Spend per Contract</u>
BTAA	Lab Supplies	VWR	1AHB1605		\$819
	Lab Supplies	Fisher Scientific	1AHB1605		\$97,181
	Car Rental	EAN Services	10003-121012-BT		\$77,960
<u>Total Spend per Cooperative</u>					\$175,960
<u>Name of Cooperative</u>	<u>Contract Description</u>	<u>Vendor(s)</u>	<u>Contract Number</u>	<u>Total # of P.O.</u>	<u>Spend per Contract</u>
MHEC	Hardware	Dell	184GAL/185GAL		\$1,192,840
	Hardware	Oracle	N/A		\$1,339
<u>Total Spend per Cooperative</u>					\$1,194,179

Eastern Illinois University

<u>Name of Cooperative</u>	<u>Contract Description</u>	<u>Vendor(s)</u>	<u>Contract Number</u>	<u>Total # of P.O.</u>	<u>Spend per Contract</u>
IPHEC	Furniture	Allsteel	1SLE1302		\$55,942
	Furniture	Krueger	1SLE1303		\$175,821
	Carpet	Mohawk Group	MEC202		\$10,268
	Office Supplies	Office Depot	1RMM201		\$190,830
	Audio Visual Equipment	CIM Technology	1DGS1402		\$106,311
	Audio Visual Integration	Midwest Computer	1DGH51401		\$399
	Advertising & Marketing Items	SJB Promotions	1SLE1702		\$42,793
	Janitorial Supplies	SupplyWorks	ER052212		\$28,783
	Paint	Sherwin Williams	5486		\$26,197
	Air Filters	Koch	1SLE1401		\$6,290
	Microscopes	Olympus	1SLE1601		\$1,672
	Life Science Catalog Products	BioCorporation	1SLD205		\$140
	Life Science Catalog Products	Chemglass	1SLD205		\$863
	Life Science Catalog Products	Sigma-Aldrich	1SLD205		\$5,314
	Procurement Card	JP Morgan	PL89190 & R087176		\$4,686,017
	Insurance	Marsh USA	INSUREFY18R		\$83,094
	Auto Insurance	Northern Insurance	1RMM918		\$5,586
	Search Firm Services	Witt/Kiefer	1243		\$7,772
	Small Package Transportation	UPS	1RMM212		\$29,080
	Travel Management Services	CTP	1DGS1403		\$80,092
	Computer Peripherals	CDW-G	1DGS1306		\$162,160
	Microcomputers	CDW-G	D1702TMS		\$39,985
	Software	CDW-G	RM071017		\$68

Sole Source	Apple	176ALC	\$364,971
Microcomputers	SHI	D1702TMS	\$61,103
New & Used Textbooks	Follett B2B	174ALC	\$3,214
New & Used Textbooks	Macmillan Learning	174ALC	\$13,522
New & Used Textbooks	MBS	174ALC	\$10,094
Food	GFS	JMT201707	\$2,143,540
Collection Agency	General Revenue Corp	1RMM906	\$163

Total Spend per Cooperative
\$8,342,084

<u>Name of Cooperative</u>	<u>Contract Description</u>	<u>Vendor(s)</u>	<u>Contract Number</u>	<u>Total # of P.O.</u>	<u>Spend per Contract</u>
E&I	Mattresses	American Education Supply	183ALC		\$64,373
	MRO	Grainger	1RMM107		\$22,021
	Postage Meters	Pitney Bowes	165ALC		\$26,825
	Vaccines & Pharma Products	Medline	171ALC/172ALC		\$13,375

Total Spend per Cooperative
\$126,594

<u>Name of Cooperative</u>	<u>Contract Description</u>	<u>Vendor(s)</u>	<u>Contract Number</u>	<u>Total # of P.O.</u>	<u>Spend per Contract</u>
BTAA	Lab Supplies	Fisher Scientific	1AHB1605		\$70,683
	Car Rental	EAN Services	10003-121012-BT		\$10,880

Total Spend per Cooperative
\$81,563

<u>Name of Cooperative</u>	<u>Contract Description</u>	<u>Vendor(s)</u>	<u>Contract Number</u>	<u>Total # of P.O.</u>	<u>Spend per Contract</u>
MHEC	Hardware	Dell	184GAL/185GAL		\$68,902
	Hardware	HP Inc	185GAL		\$12,484

Total Spend per Cooperative
\$81,386

<u>Name of Cooperative</u>	<u>Contract Description</u>	<u>Vendor(s)</u>	<u>Contract Number</u>	<u>Total # of P.O.</u>	<u>Spend per Contract</u>
US Communities	MRO	Applied Industrial	188GAL		\$1,560

Total Spend per Cooperative

Cumulative Total Spend
\$1,560 **of all Cooperatives**
\$8,633,187

Governors State University

<u>Name of Cooperative</u>	<u>Contract Description</u>	<u>Vendor(s)</u>	<u>Contract Number</u>	<u>Total # of P.O.</u>	<u>Spend per Contract</u>
IPHEC	Furniture	Krueger	1SLE1303		\$13,562
	Carpet	Mohawk Group	MEC202		\$17,136
	Office Supplies	Office Depot	1RMM201		\$155,256
	Janitorial Supplies	SupplyWorks	ER052212		\$51,731
	Air Filters	Koch	1SLE1401		\$640
	Life Science Catalog Products	Sigma-Aldrich	1SLD205		\$2,826
	Insurance	Marsh USA	INSUREFY18R		\$42,942
	Study Abroad	Arthur Gallagher	D1600TMS		\$100,000
	Small Package Transportation	UPS	1RMM212		\$11,989
	Networking	CDW-G	1DGS1301		\$52,429
	Computer Peripherals	CDW-G	1DGS1306		\$71,630
	Microcomputers	CDW-G	D1702TMS		\$15,953
	Microcomputers	SHI	D1702TMS		\$32,370
	Microcomputers	Pace	D1702TMS		\$109,236
	New & Used Textbooks	Follett B2B	174ALC		\$157,490
	Food	GFS	JMT201707		\$45,325
	Collection Agency	ConServe	1RMM906		\$37,473
	Collection Agency	Alltran	1RMM906		\$24,490
	Insurance	Marsh USA			\$79,478

Total Spend per Cooperative
\$1,021,956

<u>Name of Cooperative</u>	<u>Contract Description</u>	<u>Vendor(s)</u>	<u>Contract Number</u>	<u>Total # of P.O.</u>	<u>Spend per Contract</u>
E&I	Mattresses	American Education Supply	183ALC		\$755
	MRO	Grainger	1RMM107		\$4,969
	Vaccines & Pharma Products	Medline	171ALC/172ALC		\$7,014
	Cloud	CDW-G	175ALC		\$999
	Equipment Rental	United Rentals	IPHEC1710		\$4,996

Total Spend per Cooperative
\$18,733

<u>Name of Cooperative</u>	<u>Contract Description</u>	<u>Vendor(s)</u>	<u>Contract Number</u>	<u>Total # of P.O.</u>	<u>Spend per Contract</u>
BTAA	Lab Supplies	VWR	1AHB1605		\$6,926
	Lab Supplies	Fisher Scientific	1AHB1605		\$9,102
	Car Rental	EAN Services	10003-121012-BT		\$3,561

Total Spend per Cooperative
\$19,589

<u>Name of Cooperative</u>	<u>Contract Description</u>	<u>Vendor(s)</u>	<u>Contract Number</u>	<u>Total # of P.O.</u>	<u>Spend per Contract</u>
MHEC	Hardware	Lenovo	185GAL		\$160

Hardware	HP Inc	185GAL	\$51
Insurance	Marsh		\$123,905
Total Spend per Cooperative			\$124,116

**Cumulative Total Spend
of all Cooperatives**
\$1,184,394

Illinois Mathematics and Science Academy

<u>Name of Cooperative</u>	<u>Contract Description</u>	<u>Vendor(s)</u>	<u>Contract Number</u>	<u>Total # of P.O.</u>	<u>Spend per Contract</u>
IPHEC	Audio Visual Equipment	Midwest Computer Products, Inc.	1DGS1402	2	\$ 55,532.42
IPHEC	Classroom Furniture	Krueger International, Inc., Chicago	1SLE1303	11	\$ 71,584.56
IPHEC	Microcomputer Systesm, Products & Services	Pace Systems	D1702TMS	1	\$ 99,810.00
IPHEC	Janitorial Supplies	SupplyWorks formerly AmSan	ER052212	1	\$ 27,027.86
Total Spend per Cooperative					\$ 253,954.84

<u>Name of Cooperative</u>	<u>Contract Description</u>	<u>Vendor(s)</u>	<u>Contract Number</u>	<u>Total # of P.O.</u>	<u>Spend per Contract</u>
National Joint Powers Alliance	Leasing & Financing Solutions with related services	Lease Servicing Center dba NCL	032615-NCL	1	\$ 15,924.28

<u>Name of Cooperative</u>	<u>Contract Description</u>	<u>Vendor(s)</u>	<u>Contract Number</u>	<u>Total # of P.O.</u>	<u>Spend per Contract</u>	<u>Cumulative Total Spend of all Cooperatives</u>
E & I Cooperative Services	Fleet Leasing Services	Enterprise FM Trust	CNR-01399L	2	\$ 13,200.16	\$ 283,079.28

Illinois State University

<u>Name of Cooperative</u>	<u>Contract Description</u>	<u>Vendor(s)</u>	<u>Contract Number</u>	<u>Total # of P.O.</u>	<u>Spend per Contract</u>
IPHEC	Furniture	Allsteel	1SLE1302	26	\$108,553
	Furniture	Haworth	1SLE1302	1	\$7,180
	Furniture	Kimball	1SLE1302	1	\$16,559
	Furniture	Krueger	1SLE1303	24	\$168,796
	Furniture	Knoll	1SLE1303	1	\$614
	Mattresses	University Sleep	LS62209	1	\$162,119
	Office Supplies	Office Depot	1RMM201	28 vouchers	\$604,902
	Audio Visual Equipment	CIM Technology	1DGS1402	10	\$149,611
	Audio Visual Equipment	Conference Technologies	1DGS1402	4	\$159,339
	Audio Visual Integration	Midwest Computer	1DGS1401	11	\$338,758
	Janitorial Supplies	SupplyWorks	ER052212	3	\$527,635
	Electrical	WESCO	1SLD204	45 vouchers	\$11,954
	Microscopes	Olympus	1SLE1601	1 voucher	\$96
	Life Science Catalog Products	BioCorporation	1SLD205	1 voucher	\$245
	Life Science Catalog Products	Chemglass	1SLD205	13 vouchers	\$4,414
	Life Science Catalog Products	Santa Cruz	1SLD205	31 vouchers	\$8,527
	Life Science Catalog Products	Sigma-Aldrich	1SLD205	1 PO, 138 vouchers	\$49,411
	Procurement Card	JP Morgan	PL89190 & R087176	vouchers	\$5,706,874
	Insurance	Marsh USA	INSUREFY18R	1	\$142,787
	Study Abroad	Arthur Gallagher	D1600TMS	1	\$5,000
	Small Package Transportation	UPS	1RMM212	63 vouchers	\$96,231
	Travel Management Services	CTP	1DGS1403	?POs, 201 vouchers	\$147,804
	Networking	CDW-G	1DGS1301	various	\$474,541
	Computer Peripherals	CDW-G	1DGS1306	various	\$459,361
	Microcomputers	CDW-G	D1702TMS	various	\$72,539
	Software	CDW-G	RM071017	various	\$313,165
	Sole Source	Apple	176ALC	1	\$915,764
	Microcomputers	SHI	D1702TMS	1	\$200,138
	Networking	at&t	1DGS1301	1	\$25,788
	Food	GFS	JMT201707	2	\$6,183,726
	Collection Agency	The CBE Group	1RMM906	1	\$854
	Collection Agency	ConServe	1RMM906	1	\$24,424
	Collection Agency	Alltran	1RMM906	1	\$23,562
	Collection Agency	National Credit Management	1RMM906	1	\$36,974
	Smart Waste	Big Belly Solar	MEC217	1	\$912
Total Spend per Cooperative					\$17,149,157

<u>Name of Cooperative</u>	<u>Contract Description</u>	<u>Vendor(s)</u>	<u>Contract Number</u>	<u>Total # of P.O.</u>	<u>Spend per Contract</u>
E&I	Mattresses	American Education Supply	183ALC	2	\$518,075
	Residence Furnishings	Leland Thompson DBA Southcoa	177ALC	2	\$3,632
	Flooring	Mity-Lite	182ALC	1 PO, 1 voucher	\$17,072
	MRO	Grainger	1RMM107	1 PO, 323 vouchers	\$114,465
	Paint	PPG	184ALC	3 vouchers	\$2,525
	Postage Meters	Pitney Bowes	165ALC	1	\$12,094
	Background Checks	HireRight	181ALC	1	\$88,359
	Vaccines & Pharma Products	Medline	171ALC/172ALC	1	\$6,449

Equipment Rental	United Rentals	IPHEC1710	7 vouchers	\$7,061
Building & Construction Management	Gilbane	IPHEC1604	2	\$34,440
Digital Imaging	Xerox	186ALC	1	\$2,104
Visual Display/Markerboards	Claridge	189ALC	1 voucher	\$1,496

Total Spend per Cooperative
\$807,772

<u>Name of Cooperative</u>	<u>Contract Description</u>	<u>Vendor(s)</u>	<u>Contract Number</u>	<u>Total # of P.O.</u>	<u>Spend per Contract</u>
BTAA	Lab Supplies	Fisher Scientific	1AHB1605	1 POs, 445 vouchers	\$392,081
	Car Rental	EAN Services	10003-121012-BT	1 PO, 16 vouchers	\$203,562

Total Spend per Cooperative
\$595,643

<u>Name of Cooperative</u>	<u>Contract Description</u>	<u>Vendor(s)</u>	<u>Contract Number</u>	<u>Total # of P.O.</u>	<u>Spend per Contract</u>
MHEC	Hardware	Dell	184GAL/185GAL	54	\$1,447,622
	Hardware	HP Inc	185GAL	3 POs, 13 vouchers	\$35,942
	Hardware	Lenovo	185GAL	12	\$685,721
	Software and Support	Oracle	OLSA 11927940	9	\$1,377,048
	Copiers	Xerox	80701	5	\$26,319
	Hardware	Parchment	1272014	1	\$15,000
	Property Insurance	Marsh USA	1814GAL	1	\$566,489

Total Spend per Cooperative
\$4,154,141

**Cumulative Total Spend
of all Cooperatives**
\$22,706,713

Northeastern Illinois University

<u>Name of Cooperative</u>	<u>Contract Description</u>	<u>Vendor(s)</u>	<u>Contract Number</u>	<u>Total # of P.O.</u>	<u>Spend per Contract</u>
IPHEC	Furniture	Haworth	1SLE1302		\$23,209
	Furniture	Krueger	1SLE1303		\$51,106
	Office Supplies	Office Depot	1RMM201		\$309,100
	Audio Visual Equipment	Conference Technologies	1DGS1402		\$43,613
	Audio Visual Integration	Midwest Computer	1DGH51401		\$12,618
	Janitorial Supplies	SupplyWorks	ER052212		\$29,864
	Electrical	WESCO	1SLD204		\$12,332
	Life Science Catalog Products	BioCorporation	1SLD205		\$1,837
	Life Science Catalog Products	Sigma-Aldrich	1SLD205		\$3,595
	Procurement Card	JP Morgan	PL89190 & R087176		\$374,594
	Insurance	Marsh USA	INSUREFY18R		\$130,981
	Search Firm Services	Greenwood/Asher	1243		\$88,479
	Small Package Transportation	UPS	1RMM212		\$2,735
	Networking	CDW-G	1DGS1301		\$648
	Computer Peripherals	CDW-G	1DGS1306		\$68,115
	Microcomputers	CDW-G	D1702TMS		\$39,650
	Sole Source	Apple	176ALC		\$237,727
	Microcomputers	SHI	D1702TMS		\$79,673
	Microcomputers	Pace	D1702TMS		\$72,632
	New & Used Textbooks	Follett B2B	174ALC		\$49,678
	Collection Agency	Alltran	1RMM906		\$116,377
	Collection Agency	General Revenue Corp	1RMM906		\$164,169
	Collection Agency	Transworld Systems	1RMM906		\$651,311
	Collection Agency	Williams & Fudge	1RMM906		\$10,826

Total Spend per Cooperative
\$2,574,869

<u>Name of Cooperative</u>	<u>Contract Description</u>	<u>Vendor(s)</u>	<u>Contract Number</u>	<u>Total # of P.O.</u>	<u>Spend per Contract</u>
E&I	Paint	PPG	184ALC		\$1,350
	Audio Visual	SKC	1810ALC		\$11,569
	MRO	Grainger	1RMM107		\$35,273
	Background Checks	HireRight	181ALC		\$6,921
	Vaccines & Pharma Products	Medline	171ALC/172ALC		\$2,740
	Visual Display/Markerboards	Claridge	189ALC		\$1,904

Total Spend per Cooperative
\$59,757

<u>Name of Cooperative</u>	<u>Contract Description</u>	<u>Vendor(s)</u>	<u>Contract Number</u>	<u>Total # of P.O.</u>	<u>Spend per Contract</u>
BTAA	Lab Supplies	Fisher Scientific	1AHB1605		\$169,692
	Car Rental	EAN Services	10003-121012-BT		\$4,101

Total Spend per Cooperative
\$173,793

<u>Name of Cooperative</u>	<u>Contract Description</u>	<u>Vendor(s)</u>	<u>Contract Number</u>	<u>Total # of P.O.</u>	<u>Spend per Contract</u>
MHEC	Hardware	Dell	184GAL/185GAL		\$167,964
	Hardware	HP Inc	185GAL		\$5,561
	Hardware	Oracle	n/a		\$1,639
	Hardware	Novell	n/a		\$2,881

Total Spend per Cooperative

\$178,045

**Cumulative Total Spend
of all Cooperatives**
\$2,986,464

Southern Illinois University Carbondale

<u>Name of Cooperative</u>	<u>Contract Description</u>	<u>Vendor(s)</u>	<u>Contract Number</u>	<u>Total # of P.O.</u>	<u>Spend per Contract</u>
IPHEC	Furniture	Allsteel	1SLE1302	5	\$11,833
	Furniture	Kimball	1SLE1302	30	\$197,093
	Furniture	Haworth	1SLE1302	3	\$37,946
	Furniture	Krueger	1SLE1303	9	\$71,088
	Office Supplies	Office Depot	1RMM201	1	\$534,591
	Audio Visual Equipment	Conference Technologies	1DGS1402	9	\$233,202
	Audio Visual Integration	Midwest Computer	1DGS1401	5	\$18,210
	Advertising & Marketing Items	Silkworm	1SLE1702	2	\$357,763
	Janitorial Supplies	SupplyWorks	ER052212	1	\$495,497
	Paint	Sherwin Willism	5486	2	\$63,904
	Air Filters	Koch Filter Corporation	1SLE1401	3	\$60
	Microscopes	Olympus	1SLE1601	1	\$131
		Nikon Instruments	1SLE1601	1	\$850
	Life Science Catalog Products	Chemglass	1SLD205	1	\$4,100
	Life Science Catalog Products	Santa Cruz	1SLD205	1	\$7,327
	Life Science Catalog Products	Sigma-Aldrich	1SLD205	1	\$66,564
	Insurance	Marsh USA	VM919 & INSUREFY:	13	\$1,049,500
	Study Abroad	Arthur Gallagher	D1600TMS	1	\$15,000
	Search Firm Services	Greenwood/Asher	1243	1	\$99,999
	Small Package Transportation	UPS	1RMM212	1	\$10,855
	Networking	CDW-G	1DGS1301	1	\$267,058
		AT & T	1DGS1301	1	\$10,413
	Computer Peripherals	CDW-G	1DGS1306	12	\$732,660
	Software	CDW-G	RM071017	3	\$208,812
		SHI INTERNATIONAL CORPORATI	RM071017	1	\$356,320
	Sole Source	Apple	176ALC	1	\$183,129
	Food	GFS	JMT201707	1	\$2,018,976
	Collection Agency	General Revenue corp	1RMM906	1	\$55,636
	Collection Agency	Williams & Fudge	1RMM906	1	\$106,274
	Collection Agency	National Credit Management	1RMM906	1	\$56,137
	Office Paper	Veritiv	JM813	1	\$50,000

Total Spend per Cooperative
\$7,320,929

<u>Name of Cooperative</u>	<u>Contract Description</u>	<u>Vendor(s)</u>	<u>Contract Number</u>	<u>Total # of P.O.</u>	<u>Spend per Contract</u>
E&I	MRO	Grainger	1RMM107	1	\$228,959
	Postage Meters	Pitney Bowes	165ALC	1	\$91,079
	Digital Imaging	Xerox	186ALC	1	\$10,165
	Cloud Storage	CDW-G	175ALC	1	\$23,183
	Gases	AirGas	163ALC	2	\$91,511
	Residence Life/Student Apartment Furnishings (E	Leland M Thompson	177ALC	1	\$1,780
	Elevators, Escalators, Moving Walkways, Maintenance	Schindler	IPHEC1711	1	\$182

Total Spend per Cooperative
\$446,859

<u>Name of Cooperative</u>	<u>Contract Description</u>	<u>Vendor(s)</u>	<u>Contract Number</u>	<u>Total # of P.O.</u>	<u>Spend per Contract</u>
CICPC	Car Rental Services	EAN Services LLC	10003-121012-BT	2	\$125,948

Total Spend per Cooperative
\$125,948

<u>Name of Cooperative</u>	<u>Contract Description</u>	<u>Vendor(s)</u>	<u>Contract Number</u>	<u>Total # of P.O.</u>	<u>Spend per Contract</u>
BTAA	Lab Supplies	Fisher Scientific	1AHB1605	9	\$762,395
	Lab Supplies	VWR	1AHB1605	1	\$25,182

Total Spend per Cooperative
\$787,577

<u>Name of Cooperative</u>	<u>Contract Description</u>	<u>Vendor(s)</u>	<u>Contract Number</u>	<u>Total # of P.O.</u>	<u>Spend per Contract</u>
MHEC	Hardware	Dell	184GAL/185GAL	1	\$1,407,660
	Data Management	Xerox	MHEC-05012018	1	\$9,531
	Insurance	Marsh	ent Service Agreeeme	1	\$1,409,223

Total Spend per Cooperative
\$2,826,414

<u>Name of Cooperative</u>	<u>Contract Description</u>	<u>Vendor(s)</u>	<u>Contract Number</u>	<u>Total # of P.O.</u>	<u>Spend per Contract</u>
Vizient/University Hospi	Pharmaceuticals	AmerisourceBergen	DPABC	1	\$632,753

Total Spend per Cooperative
\$632,753

**Cumulative Total Spend
of all Cooperatives**
\$12,140,481.14

Southern Illinois University Edwardsville

<u>Name of Cooperative</u>	<u>Contract Description</u>	<u>Vendor(s)</u>	<u>Contract Number</u>	<u>Total # of P.O.</u>	<u>Spend per Contract</u>
IPHEC	Furniture	Allsteel	1SLE1302	23	\$1,268,630
	Furniture	Haworth	1SLE1302	21	\$116,523
	Furniture	Kimball	1SLE1302	8	\$859
	Furniture	Krueger	1SLE1303	23	\$531,881
	Furniture	Knoll	1SLE1303	1	\$4,781
	Mattresses	University Sleep Products	LS62209	1	\$4,930
	Office Supplies	Office Depot	1RMM201	2831	\$674,926
	Audio Visual Equipment	Conference Technologies	1DGS1402	4	\$28,613
	Advertising & Marketing Items	Silkworm	1SLE1702	2	\$3,897
	Advertising & Marketing Items	SJB Promotions	1SLE1702	1	\$236
	Janitorial Supplies	SupplyWorks	ER052212	379	\$288,956
	Paint	Sherwin Williams	5486	167	\$59,513
	Paper	Veritiv	JM813	5	\$7,000
	Microscopes	Olympus	1SLE1601	1	\$77
	Life Science Catalog Products	BioCorporation	1SLD205	1	\$7,604
	Life Science Catalog Products	Chemglass	1SLD205	24	\$4,569
	Life Science Catalog Products	Santa Cruz	1SLD205	11	\$1,818
	Life Science Catalog Products	Sigma-Aldrich	1SLD205	180	\$41,349
	Procurement Card	JP Morgan Chase	PL89190 & R087176	1	\$16,901,689
	Small Package Transportation	UPS	1RMM212	1	\$31,744
	Networking	CDW-G	1DGS1301	3	\$133,387
	Computer Peripherals	CDW-G	1DGS1306	3	\$314,394
	Microcomputers	CDW-G	D1702TMS	3	\$81,704
	Software	CDW-G	RM071017	3	\$43,280
	Sole Source	Apple	176ALC	11	\$344,945
	Microcomputers	SHI	D1702TMS	1	\$78,351
	Microcomputers	Pace	D1702TMS	2	\$210
	Networking	AT&T	1DGS1301	11	\$293,731
	New & Used Textbooks	Follett B2b	174ALC	1	\$386
	New & Used Textbooks	Macmillan Learning	174ALC	2	\$229,312
	New & Used Textbooks	MBS	174ALC	2	\$134,000
	New & Used Textbooks	Nebraska Book Co	174ALC	2	\$10,922
	Food	GFS	JMT201707	3162	\$2,594,168
	Collection Agency	General Revenue corp	1RMM906	1	\$19,365
	Collection Agency	AllTran	1RMM906	2	\$12,924
	Collection Agency	National Credit Management	1RMM906		\$31,837

Total Spend per Cooperative
\$24,302,511

<u>Name of Cooperative</u>	<u>Contract Description</u>	<u>Vendor(s)</u>	<u>Contract Number</u>	<u>Total # of P.O.</u>	<u>Spend per Contract</u>
E&I	Residence Furnishings	Leland Thompson DBA Southcoa	177ALC	2	\$164,024
	MRO	Grainger	1RMM107	693	\$103,713
	Paint	PPG	184ALC	16	\$11,088
	Vaccines & Pharma Products	Medline	171ALC/172ALC	1	\$111,145
	Turf Surfaces	Shaw	1813ALC	1	\$388,773

Total Spend per Cooperative
\$778,743

<u>Name of Cooperative</u>	<u>Contract Description</u>	<u>Vendor(s)</u>	<u>Contract Number</u>	<u>Total # of P.O.</u>	<u>Spend per Contract</u>
BTAA	Lab Supplies	Fisher Scientific	1AHB1605	4	\$352,111
	Car Rental	EAN Services	10003-121012-BT		\$94,912

Total Spend per Cooperative
\$447,023

<u>Name of Cooperative</u>	<u>Contract Description</u>	<u>Vendor(s)</u>	<u>Contract Number</u>	<u>Total # of P.O.</u>	<u>Spend per Contract</u>
MPHEC	Hardware	Dell	184GAL/185GAL	22	\$1,373,869

Total Spend per Cooperative
\$1,373,869

**Cumulative Total Spend
of all Cooperatives**
\$26,902,146

Southern Illinois University School of Medicine

<u>Name of Cooperative</u>	<u>Contract Description</u>	<u>Vendor(s)</u>	<u>Contract Number</u>	<u>Total # of P.O.</u>	<u>Spend per Contract</u>
IPHEC	Furniture	Allsteel	1SLE1302	23	\$268,356.60
	Furniture	Haworth	1SLE1302	2	\$563.00
	Furniture	Kimball	1SLE1302	3	\$10,230.60
	Furniture	Krueger	1SLE1303	5	\$79,019.00
	Office Supplies	Office Depot	1RMM201	1739	\$344,565.43
	Advertising & Marketing Items	Silkworm	1SLE1702	10	\$11,552.12
	Janitorial Supplies	terline Brands dba; SupplyWor	ER052212	3	\$88,860.76

Paint	Sherwin Williams	5486.00	1		\$1,475.18
Electrical	WESCO	1SLD204	2		\$10,820.36
Paper	Veritiv	JM813	1		\$64,995.00
Microscopes	Leica Microsystems Inc	F-2	2		\$26,887.78
Microscopes	Olympus	1SLE1601	1		\$6,896.00
Microscopes	Carl Zeiss Inc.	F-2	1		\$14,100.00
Life Science Catalog Products	Chemglass	1SLD205	1		\$64.00
Life Science Catalog Products	Santa Cruz	1SLD205	33		\$11,224.00
Life Science Catalog Products	Sigma-Aldrich	1SLD205	181		\$49,728.65
Procurement Card	JP Morgan Chase	PL89190 & R087171	1		\$2,226,451.57
Search Firm Services	Jordan Search Consultants	1243.00	3		\$136,547.72
Search Firm Services	Merrit Hawkins & Assoc	1243.00	1		\$17,000.00
Small Package Transportation	UPS	1RMM212	284		\$3,367.56
Networking	CDW-G	1DGS1301	161		\$525,750.64
Computer Peripherals	CDW-G	1DGS1306			
Microcomputers	CDW-G	D1702TMS			
Software	CDW-G	RM071017			
Microcomputers	Apple Inc	N-2	17	\$	6,507.95
Microcomputers	Matrix Integration	N-2	3	\$	18,258.21
Microcomputers	SHI	D1702TMS	1	\$	1,350.00

Total Spend per Cooperative
\$ 3,924,572.13

<u>Name of Cooperative</u>	<u>Contract Description</u>	<u>Vendor(s)</u>	<u>Contract Number</u>	<u>Total # of P.O.</u>	<u>Spend per Contract</u>
E&I	MRO	Grainger	1RMM107	1	\$ 43.30
	Audio Visual	SKC	1810ALC	17	\$ 283,840.94
	Vaccines & Pharma Products	Medline	171ALC/172ALC	14	\$ 3,090.22
	Express Package	FedEx	162ALC	70	\$ 4,419.13
	Pitney Bowes	Postage Meters	165ALC	2	\$ 2,530.18
	Industrial & Lab gases	AirGas	163ALC	517	\$ 44,543.63
	Car Rental	EAN Services	10003-121012-BT	3	\$ 2,089.00

Total Spend per Cooperative
\$ 340,556.40

<u>Name of Cooperative</u>	<u>Contract Description</u>	<u>Vendor(s)</u>	<u>Contract Number</u>	<u>Total # of P.O.</u>	<u>Spend per Contract</u>
BTAA	Lab Supplies	Fisher Scientific	1AHB1605	433	\$ 463,594.64
	Lab Supplies	VWR International	1AHB1605	2	\$ 18,581.98

Total Spend per Cooperative
\$482,176.62

<u>Name of Cooperative</u>	<u>Contract Description</u>	<u>Vendor(s)</u>	<u>Contract Number</u>	<u>Total # of P.O.</u>	<u>Spend per Contract</u>
MHEC	Hardware	HP Inc	185GAL	1	\$ 879.20
	Microcomputers	Dell	MHEC-07012015	61	\$ 707,813.47

Total Spend per Cooperative
\$ 708,692.67

<u>Name of Cooperative</u>	<u>Contract Description</u>	<u>Vendor(s)</u>	<u>Contract Number</u>	<u>Total # of P.O.</u>	<u>Spend per Contract</u>
VIZENT	Clinical/Pharma Supplies	McKesson Medical Surgical Inc	ND0012U & DPMC1	98	\$ 980,583.97

Total Spend per Cooperative
\$ 980,583.97

Total POs 3698.00

Cumulative Total Spend of all Cooperatives
\$ 6,436,581.79

University of Illinois

<u>Name of Cooperative</u>	<u>Contract Description</u>	<u>Vendor(s)</u>	<u>Contract Number</u>	<u>Total # of P.O.</u>	<u>Spend per Contract</u>
BTAA	LAB SUPPLIES	FISHER SCIENTIFIC COMPANY LLC		20,084	\$15,757,980.85
BTAA	LIFE SCIENCE	VWR FUNDING INC		5,579	\$3,088,774.69
BTAA	COLLECTION AGENCY SERVICES	GENERAL INFORMATION SERVICES INCORPORATED		6	\$450,857.67
BTAA	LAB SUOOLIES	DOT SCIENTIFIC INC		628	\$217,688.38
BTAA	CAR RENTAL	NATIONAL CAR RENTAL		0	\$206,028.09
BTAA	LIFE SCIENCE	THERMO FISHER FINANCIAL SERVICES INC		5	\$135,884.05
BTAA	CAR RENTAL	ENTERPRISE RENTACAR		0	\$135,547.01
BTAA	LIFE SCIENCE	THERMO FISHER SCIENTIFIC (ASHEVILLE) LLC		58	\$93,274.16
BTAA	LIFE SCIENCE	THERMO FISHER SCIENTIFIC CHEMICALS INC/ALFA AESAR		414	\$48,699.38
BTAA	LIFE SCIENCE	VWR FUNDING INC/VWR EDUCATION LLC		0	\$33,595.24
					Total Spend per Cooperative
					\$ 20,168,329.52
E&I	COMPUTER PERIPHERALS	CDW LLC		8,430	\$15,760,249.05

E&I	MRO EQUIPMENT	WW GRAINGER INC/GRAINGER	4,764	\$2,407,570.32
E&I	SMALL PACKAGE DELIVERY	FEDEX	0	\$277,822.40
E&I	PLUMBING EQUIPMENT AND SUPPLIES	FERGUSON ENTERPRISES INCORPORATED	1	\$1,367.47
				Total Spend per Cooperative
				\$ 18,447,009.24
IPHEC	FOOD	US FOODS INCORPORATED	49	\$11,570,885.78
IPHEC	COMPUTERS	APPLE INCORPORATED	53	\$5,455,518.54
IPHEC	ELECTRICAL SUPPLIES	WESCO DISTRIBUTION INC	1,799	\$3,722,395.78
IPHEC	MICROSCOPES	OLYMPUS AMERICA INC	77	\$3,663,989.96
IPHEC	OFFICE FURNITURE	ALLSTEEL INC	648	\$3,596,054.11
IPHEC	COMPUTERS	MIDWEST COMPUTER PRODUCTS INC	192	\$3,236,800.92
IPHEC	STOCKLESS OFFICE SUPPLIES	OFFICE DEPOT INC	21,628	\$3,173,884.77
IPHEC	LIFE SCIENCE	SIGMA-ALDRICH INC	10,748	\$2,603,976.72
IPHEC	OFFICE SUPPLIES	OFFICEMAX INCORPORATED	12,065	\$1,775,631.78
IPHEC	AV EQUIPMENT	CONFERENCE TECHNOLOGIES INCORPORATED	132	\$1,670,655.52
IPHEC	TRAVEL	CORPORATE TRAVEL PLANNERS INCORPORATED	13	\$1,668,952.41
IPHEC	JANITORIAL	INTERLINE BRANDS INCORPORATED/SUPPLYWORK S	873	\$1,253,093.21
IPHEC	MICROCOMPUTER SYSTEMS	MATRIX INTEGRATION LLC	15	\$1,027,712.33
IPHEC	OFFICE FURNITURE	HAWORTH INCORPORATED	111	\$1,020,017.07
IPHEC	MICROSCOPES	CARL ZEISS INC	67	\$822,250.83
IPHEC	MICROSCOPES	CARL ZEISS MEDITEC INC	13	\$809,060.67
IPHEC	EMPLOYEE BENEFITS INSURANCE BROKER	MERCER INC	4	\$753,848.41
IPHEC	MICROSCOPES	LEICA MICROSYSTEMS INC	80	\$619,007.21
IPHEC	CLASSROOM FURNITURE	KNOLL INCORPORATED	58	\$594,953.78
IPHEC	SEARCH FIRM	WITT/KIEFFER INC	5	\$542,502.72
IPHEC	MICROSCOPES	NIKON AMERICAS/NIKON INSTRUMENTS INC	21	\$477,214.29
IPHEC	FREIGHT	UNITED PARCEL SERVICE INC (UPS)	43	\$440,245.25
IPHEC	COMPUTERS	SHI INTERNATIONAL CORPORATION	17	\$397,921.78
IPHEC	MICROSCOPES	W NUHSBAUM INC	23	\$326,185.22
IPHEC	AIR FILTER	KOCH FILTER CORPORATION	176	\$281,466.91
IPHEC	AV EQUIPMENT	CLIFFORD V LLOYDE PIANO CO INC/CV LLOYDE AUDIOVISUAL	30	\$256,280.05
IPHEC	COLLECTION AGENCY SERVICES	CONTINENTAL SERVICE GROUP INC/CONSERVE	2	\$213,160.84
IPHEC	AV EQUIPMENT	CIM AUDIO VISUAL INC/CCS PRESENTATION SYSTEMS	16	\$197,747.15
IPHEC	NETWORKING EQUIPMENT	OPTIV SECURITY INC	3	\$137,077.23
IPHEC	PAINT	SHERWIN-WILLIAMS COMPANY	141	\$128,353.32
IPHEC	LIFE SCIENCE	CHEMGLASS LIFE SCIENCES LLC	342	\$106,672.89
IPHEC	COLLECTION AGENCY SERVICES	GENERAL REVENUE CORPORATION	2	\$87,052.17
IPHEC	PAPER	VERITIV OPERATING COMPANY	12	\$75,735.35
IPHEC	MICROSCOPES	LUKAS MICROSCOPE SERVICE INC	4	\$21,601.46
IPHEC	HOUSING FURNITURE	LELAND M THOMPSON INC/SOUTHWEST CONTRACT	1	\$17,570.00
IPHEC	SMALL PACKAGE DELIVERY	UNITED PARCEL SERVICE	0	\$12,356.07
IPHEC	MICROSCOPES	NORTH CENTRAL INSTRUME	0	\$8,932.76
IPHEC	ADVERTISING AND MARKETING PRODUCTS	BIENALI PROMOTIONS LLC	5	\$5,882.95
IPHEC	MICROSCOPES	LEICA MICROSYSTEMS	0	\$5,787.37
IPHEC	LIFE SCIENCE	BIO COMPANY INCORPORATED/BIO CORPORATION	2	\$4,395.84
IPHEC	AUTO INSURANCE	NORTHERN INSURANCE SERVICES LTD	1	\$4,182.00
IPHEC	TRAVEL	CORPORATE TRAVEL PLANN	0	\$1,885.76
IPHEC	MICROSCOPES	NIKON INSTRUMENT GROUP	0	\$564.15
IPHEC	LIFE SCIENCE	CHEMGLASS INC	2	\$404.18
IPHEC	ADVERTISING AND MARKETING PRODUCTS	STITCH ME LLC	1	\$200.00
				Total Spend per Cooperative
				\$ 52,790,067.51
MHEC	COMPUTERS	DELL MARKETING LP LLC/DELL MARKETING LP	3,688	\$15,569,830.86
MHEC	SOFTWARE, PRODUCTS, AND SERVICES	ORACLE AMERICA INCORPORATED	13	\$1,476,075.13
MHEC	COMPUTERS	DELL FINANCIAL SERVICES LLC	11	\$1,399,592.84
MHEC	COMPUTERS	HP INC	186	\$949,770.36
MHEC	SMALL PRINTER	XEROX CORPORATION	56	\$111,453.89
MHEC	SOFTWARE	SAS	0	\$45,520.82
MHEC	SOFTWARE	ARROW ELECTRONICS INCORPORATED	1	\$15,933.51
MHEC	COMPUTERS	LENOVO UNITED STATES INC	8	\$9,150.16

				<u>Total Spend per Cooperative</u>
				\$ 19,577,327.57
UHC-NOVATIONS	MEDICAL SUPPLY CONTRACTS.	MEDLINE INDUSTRIES INC	242	\$16,826,417.78
UHC-NOVATIONS	INTERVENTIONAL WIRES; CORONARY STENT	MEDTRONIC USA INC	13	\$5,338,590.09
UHC-NOVATIONS	HIP ARTHROSCOPY: MANUAL INSTRUMENTAT	STRYKER SALES CORPORATION	46	\$3,311,329.93
UHC-NOVATIONS	AVEA VENTILATOR	CAREFUSION SOLUTIONS LLC	7	\$2,773,942.03
UHC-NOVATIONS	MEDICAL	SIEMENS MEDICAL SOLUTIONS USA INCORPORATED	31	\$2,739,508.16
UHC-NOVATIONS	MANAGEMENT, LAUNDERING AND REPLACE STANDARD TEXTILE COMPANY	INCORPORATED	9	\$2,441,677.74
UHC-NOVATIONS	ACUITY IMULATORS, CNNAC 1MEAR ACCELE	VARIAN MEDICAL SYSTEMS INC	16	\$2,102,352.14
UHC-NOVATIONS	CARDIAC RHYTHM MANAGEMENT PRODUCT	ST JUDE MEDICAL INC/ST JUDE MEDICAL SC INC	3	\$1,998,244.34
UHC-NOVATIONS	GENERAL LABORATORV ORODUCTS	ALLEGIANCE CORPORATION/CARDINAL HEALTH 200 LLC	24	\$1,945,244.91
UHC-NOVATIONS	VASCULAR CLOSURE DEVICES	ABBOTT LABORATORIES INC	37	\$1,930,030.54
UHC-NOVATIONS	BLOOD GLUCOSE MONITORS; BLOOD CLUCO	ROCHE DIAGNOSTICS CORPORATION	29	\$1,786,057.49
UHC-NOVATIONS	PURITAN BENNETT 840 VENTILATOR	COVIDIEN LP	14	\$1,451,280.22
UHC-NOVATIONS	ULTRASOUND EQUPLMENT, ACCESSORIES, A	GE HEALTHCARE IITS USA CORPORATION	14	\$1,215,826.68
UHC-NOVATIONS	HEMOPHLLIACTIC TREATMENT DRUGS IMMIA	SD SPECIALTY HEALTHCARE/BESSE MEDICAL	8	\$1,051,771.16
UHC-NOVATIONS	ROUTINE AND NON-ROUTINE REFERENCE LA	QUEST DIAGNOSTICS INC	32	\$991,576.23
UHC-NOVATIONS	MEDICAL WASTE MANAGEMENT SERVICES T	STERICYCLE INCORPORATED	34	\$913,641.37
UHC-NOVATIONS	VACCINES	SMITHKLINE BEECHAM CORPORATION/GLAXOSMITHKL INE LLC	8	\$704,507.73
UHC-NOVATIONS	FOR USE IN MANAGEMENT OF THE DIFFICUL	KARL STORZ ENDOSCOPY- AMERICA INC	22	\$631,941.70
UHC-NOVATIONS	REQUEST FOR EMPLOYEES SATISFACTION S	UPRESS GANEY ASSOCIATES INCORPORATED	2	\$590,073.40
UHC-NOVATIONS	ULTRASOUND EQUPLMENT, ACCESSORIES, A	GE HEALTHCARE INC	9	\$567,925.33
UHC-NOVATIONS	SURGICAL	MCKESSON MEDICAL SURGICAL INCORPORATED	170	\$504,062.05
UHC-NOVATIONS	MAINTENANCE FOR DISTRIBUTION/INFORM.	OMNICELL INC	6	\$461,135.19
UHC-NOVATIONS	SYSTEMS AND SERVICES, AND MOBILE DICTA	MMODAL SERVICES LTD	37	\$419,643.46
UHC-NOVATIONS	VACCINES	SANOFI PASTEUR INC	18	\$419,285.18
UHC-NOVATIONS	DISTRIBUTION OF VARIOUS RADIOPHARMAC	GE HEALTHCARE BIO-SCIENCES CORP	95	\$363,627.85
UHC-NOVATIONS	WOUND DRAINAZE ORODUCTS	CR BARD INCORPORATED	0	\$337,857.31
UHC-NOVATIONS	APHERESIS PROCEDURE KITS	TERUMO MEDICAL CORP	.	\$283,596.15
UHC-NOVATIONS	PERIPHERAL VASCULAR ORODUCTS AND ACC	MERIT MEDICAL SYSTEMS INCORPORATED	0	\$278,910.77
UHC-NOVATIONS	LABORATORY CONSUMABLES, CIAGULATION	DIAGNOSTICA STAGO INC	14	\$260,520.73
UHC-NOVATIONS	CORONARY VASCULAR PRODUCTS AND ACCI	BAYER CORPORATION/BAYER HEALTHCARE LLC	77	\$246,879.80
UHC-NOVATIONS	ADMINISTERED TO UIHHSS PATIENTS.	MCKESSON CORPORATION/MCKESSON PHARMACY SYSTEMS LLC	4	\$233,475.53
UHC-NOVATIONS	VACUUM ASSISTED CLOSURE DEVISES; VAC	IKCI USA INC	5	\$231,219.89
UHC-NOVATIONS	ENDOSCOPIC CAMERAS	PENTAX OF AMERICA INC	9	\$228,472.04
UHC-NOVATIONS	AVEA VENTILATOR	CAREFUSION 2200 INCORPORATED	6	\$217,917.81
UHC-NOVATIONS	SPINAL DEFORMITIES AND CURVATURES	DEPUY SYNTHES SALES INCORPORATED	21	\$140,229.35
UHC-NOVATIONS	DISTRIBUTION OF VARIOUS RADIOPHARMAC	OEC MEDICAL SYSTEMS INC/GE HEALTHCARE OEC	3	\$127,692.00
UHC-NOVATIONS	BIOLOGIC BULKING AGENTS; BIOLOGIC GRA	FCOLOPLAST CORPORATION	1	\$112,825.00
UHC-NOVATIONS	X-PORTE ULTRASOUND KIOSK	FUJIFILM SONOSITE INCORPORATED	3	\$108,194.00
UHC-NOVATIONS	AVEA VENTILATOR	CAREFUSION 211 INC	12	\$95,189.42
UHC-NOVATIONS	COMPUTED RADIOGRAPHY MULTI-READER I	FUJIFILM MEDICAL SYSTEMS USA INC	2	\$65,790.95
UHC-NOVATIONS	LIGHT, EXAM/PROCEDURE, SINGLE, MOBILE, WELCH ALLYN	INCORPORATED	12	\$44,010.48
UHC-NOVATIONS	EPIDURAL ANESTHESIA TRAYS; PERIPHERAL I	B BRAUN MEDICAL INC	6	\$40,444.47
UHC-NOVATIONS	OPHTHALMIC; TONOMETER, AUTOMATIC	LUMENIS INCORPORATED	3	\$15,691.02
UHC-NOVATIONS	SERVICE/REPAIR FOR ENDOSCOPIC EQUIPM	KARL STORZ VETERINARY ENDOSCOPY AMERICA	4	\$11,442.17
UHC-NOVATIONS	CHROME	MEDLINE	0	\$8,599.91
UHC-NOVATIONS	GENERAL LABORATORV ORODUCTS	CARDINAL HEALTH 110 INC	1	\$6,287.24
UHC-NOVATIONS	TREATMENT.	MIDMARK CORPORATION	1	\$532.61
UHC-NOVATIONS	ULTRASOUND EQUPLMENT, ACCESSORIES, A	MEDI-PHYSICS INC/GE HEALTHCARE	0	\$471.41
UHC-NOVATIONS	DETORMITIES OR CURVATURES; DEGENERAT	SYNTHES USA SALES LLC	1	\$96.25
				<u>Total Spend per Cooperative</u>
				\$ 56,576,039.01

**Cumulative Total Spend
of all Cooperatives**
\$167,588,773

Western Illinois University

<u>Name of Cooperative</u>	<u>Contract Description</u>	<u>Vendor(s)</u>	<u>Contract Number</u>	<u>Total # of P.O.</u>	<u>Spend per Contract</u>
IPHEC	Furniture	Allsteel	1SLE1302	4	\$3,258
	Office Supplies	Office Depot	1RMM201	1	\$51,843
	Mattresses	University Sleep Products	LS62209	1	\$60,362
	Audio Visual Equipment	CIM Technology	1DGS1402	1	\$1,652
	Audio Visual Equipment	Midwest Computer	1DGS1402	1	\$32,181
	Janitorial Supplies	SupplyWorks	ER052212	9	\$211,842
	Electrical	WESCO	1SLD204	2	\$48,879
	Life Science Catalog Products	BioCorporation	1SLD205	1	\$2,920
	Life Science Catalog Products	Sigma-Aldrich	1SLD205	1	\$11,666
	Procurement Card	JP Morgan	PL89190 & R087176	2	\$9,363,557
	Insurance	Marsh USA	SUREFY18R /1RMM5	1	\$172,775
	Small Package Transportation	UPS	1RMM212	1	\$42,505
	Travel Management Services	CTP	1DGS1403	3	\$27,939
	Networking	CDW-G	1DGS1301	1	\$175,087
	Computer Peripherals	CDW-G	1DGS1306	1	\$76,092
	Microcomputers	CDW-G	D1702TMS	1	\$2,382
	Software	CDW-G	RM071017	1	\$4,469
	Sole Source	Apple	176ALC	1	\$128,405
	Microcomputers	SHI	D1702TMS	3	\$17,710
	New & Used Textbooks	Follett B2B	174ALC	2	\$69,660
	New & Used Textbooks	Macmillan Learning	174ALC	1	\$94,455
	New & Used Textbooks	MBS	174ALC	3	\$190,114
	New & Used Textbooks	Nebraska Book Co	174ALC	2	\$204,962
	Collection Agency	Immediate Credit Recovery	1RMM906	1	\$212,550
	Collection Agency	National Credit Management	1RMM906	1	\$28,621

Total Spend per Cooperative
\$11,235,886

<u>Name of Cooperative</u>	<u>Contract Description</u>	<u>Vendor(s)</u>	<u>Contract Number</u>	<u>Total # of P.O.</u>	<u>Spend per Contract</u>
E&I	Mattresses	American Education Supply	183ALC	1	\$1,363
	Residence Furnishings	Leland Thompson DBA Southwes	177ALC	1	\$34,865
	Flooring	Mity-Lite	182ALC	1	\$16,557
	MRO	Grainger	1RMM107	1	\$27,301
	Vaccines & Pharma Products	Medline	171ALC/172ALC	2	\$11,090
	Plumbing	Ferguson	173ALC	1	\$7,451

Total Spend per Cooperative
\$98,627

<u>Name of Cooperative</u>	<u>Contract Description</u>	<u>Vendor(s)</u>	<u>Contract Number</u>	<u>Total # of P.O.</u>	<u>Spend per Contract</u>
BTAA	Lab Supplies	Fisher Scientific	1AHB1605	4	\$74,485
	Lab Supplies	VWR	1AHB1605	1	\$5,226

Total Spend per Cooperative
\$79,711

<u>Name of Cooperative</u>	<u>Contract Description</u>	<u>Vendor(s)</u>	<u>Contract Number</u>	<u>Total # of P.O.</u>	<u>Spend per Contract</u>
MHEC	Hardware	Dell	184GAL/185GAL	26	\$389,600
	Hardware	HP Inc	185GAL	1	\$10,660
	Master Property Program	Marsh USA		1	\$517,979

Total Spend per Cooperative
\$918,239

**Cumulative Total Spend
of all Cooperatives**
\$12,332,463

FY2018

Emergency Purchases Report



State of Illinois
Chief Procurement Office
For Public Institutions of Higher Education

Emergency Purchase Summary

In Fiscal Year 2018, the CPO for Public Institutions of Higher Education approved 40 emergency purchase transactions. Of those, 12 were finalized within FY18 while the remaining 28 had not yet been finalized at the time of this report. Those 28 transactions that had yet to be finalized at the completion of this report are listed separately in the table on Page 4 of this report. The combined estimated value of all FY18 emergency purchase transactions was \$12,453,579.83, which represents an almost 70% reduction in emergency purchase spending compared to the \$38,924,963.92 spent on emergency transactions in FY17.

Background Information

The Illinois Procurement Code (30 ILCS 500/20-30) allows the public institutions of higher education to make emergency purchases without competitive sealed bidding or prior notice under certain specified conditions. This report summarizes and quantifies their use of emergency purchases for Fiscal Year 2018 (July 1, 2017 – June 30, 2018). This report is not required by statute, but we provide it alongside the reports required by the General Assembly in order to present a more comprehensive description of procurement practices.

Most procurements conducted by the institutions go through one of the competitive methods of source selection. However, the Procurement Code does allow purchases to be made without competitive sealed bidding or prior notice under certain circumstances:

- Public health or safety was threatened.
- Immediate repairs were needed to prevent further loss or damage to university property.
- To prevent or minimize serious disruption in critical state services that affect health, safety, or collection of substantial state revenues
- Immediate action was warranted to insure integrity of university records.

The Procurement Code further allows the CPO to establish administrative rules that set standards by which an emergency procurement shall be made. In these standards, the CPO has allowed for quick purchases in certain circumstances when:

- Protecting health and safety of any person
- Items available on the spot market/ at discounted prices were available for a limited time such that sound business judgment mandated a purchase immediately to take advantage of the availability and price.
- Rare items, such as articles of historical value or art collections, are available for a limited time

- The opportunity to obtain entertainment, speakers, and athletic and other events or performances (not exempt under Section 1-12 or 1-13 of the Procurement Code) is available for a limited time
- Immediate action is necessary to avoid lapsing or loss of federal or donated funds

The statute requires that public notice of each emergency award be provided to the Procurement Policy Board (PPB) within 5 calendar days of the award. It also stipulates that the term of the emergency purchase shall be limited to the time reasonably needed for a competitive procurement, not to exceed 90 calendar days. A contract may be extended beyond 90 calendar days only if the CPO determines additional time is necessary and that the contract scope and duration are limited to the emergency. Prior to execution of the extension, the chief procurement officer must hold a public hearing and provide written justification for all emergency contracts. Members of the public may present testimony.

When applicable, notice of intent to extend an emergency contract must be provided to the Procurement Policy Board and published in the online Bulletin at least 14 calendar days before the public hearing. The 14-day notice allows time for interested parties to present testimony. Hearing participants may include the person who requested the hearing, the State Purchasing Officer, an agency or university representative, a representative of the Procurement Policy Board, the vendor awarded the emergency contract, and a hearing officer. Each party is given the opportunity to raise any issues pertinent to the intent to extend the emergency contract.

Based on the documentation and information presented at the hearing, the CPO decides whether to extend the term of the emergency contract. The CPO's decision is posted to the Procurement Bulletin, providing transparency of the decision-making process. A contract is not awarded as an emergency unless approved by the CPO. CPOs have a fiduciary duty to the State of Illinois. Their independent structure allows them to operate free of political influence and pressure. In addition to ensuring that state agencies and universities conduct lawful procurements, CPOs use best practices in procurement and management to create efficient purchasing policies and procedures. To learn more about the Chief Procurement Office for Higher Education and procurement reform in Illinois, visit the CPO's websites below:

Although not subject to formal competition, the universities and IMSA must submit substantial justification to use this process and work with the State Purchasing Officer to determine whether a particular need is appropriate for emergency purchase treatment. If we find in the affirmative, we provide notice to the Procurement Policy Board and publish it in the online electronic Bulletin no later than 5 calendar days after the contract is awarded. We also file statements with the Procurement Policy Board and the Auditor General within 10 calendar days after the procurement setting forth the amount expended, the name of the contractor involved, and the conditions and circumstances requiring the emergency procurement.

Emergency Purchases Statistical Overview – FY2018

Emergency Purchases – Started and Finalized in FY18

Procuring Institution	# Contracts	\$ Amount
Chicago State University	2	\$ 358,802.00
Governors State University	1	\$ 49,129.03
Northern Illinois University	1	\$ 45,989.61
Southern Illinois University Carbondale	1	\$ 1,077,398.28
University of Illinois Chicago	4	\$ 1,547,640.68
University of Illinois Urbana-Champaign	3	\$ 1,552,233.07
TOTAL:	12	\$ 4,631,192.67

Emergency Purchases – Awarded in FY18 but Not Yet Finalized

When the final cost of a contract is not yet known, the Code allows for emergency contracts to be entered into based on estimated costs. In such cases, the cost of an emergency contract may not be finalized until up to 90 days after award (or longer if the CPO certifies more time is required to meet the emergency need). The chart below reflects the quantity and dollar value of contracts that were awarded in FY18 but whose final cost has yet to be reported:

Procuring Institution	# Contracts	Estimated \$ Amount
Chicago State University	15	\$ 3,496,283.16
University of Illinois Chicago	12	\$ 4,020,104.00
University of Illinois Urbana-Champaign	1	\$ 30,600.00
TOTAL:	28	\$ 7,546,987.16

Emergency Purchases in FY18 by Justification Type

(includes estimated amounts in cases where a final amount had not yet been determined at the time this report was created)

Justification Type	# Transactions**	\$ Amount
Immediate action was necessary in order to insure the integrity of University records.	2	\$ 90,612.00
Immediate action was necessary to prevent any disruption in University services.	11	\$ 4,068,866.20
Immediate action was necessary in order to avoid the lapse or loss of federal or donated funds.	2	\$ 518,929.00
Items available on the spot market or at discounted prices were available for limited time.	4	\$ 2,288,245.67
Public health or safety was threatened.	21	\$ 5,486,926.96
TOTAL:	40	\$ 12,453,579.83

**Includes both awards and change orders



State of Illinois
Chief Procurement Office
Institutions of Higher Education



FY2018

Procurement Code Exemptions Report



Exempt Procurements – Background Information

This report provides a summary of all procurement exempt from the Illinois Procurement Code published in the Higher Education volume of the Illinois Procurement Bulletin for the time period July 1, 2017 – June 30, 2018 (FY18) by the universities and Illinois Math and Science Academy. There were 1,452 published exemptions valued at \$638,140,296.

Section 1-10 of the Illinois Procurement Code (30 ILCS 500) exempts certain categories of procurements from the stipulations of the Code. Additionally, Public Act 97-642, effective December 20, 2011, amended the Illinois Procurement Code, adding Section 1-13. This section allowed the state universities and agencies to procure five types of supplies and services exempt from bidding and other requirements of the Code. Furthermore, Public Act 97-895, effective August 3, 2012, amended the Illinois Procurement Code, adding Section 1-12. This section allows state agencies and universities to procure artistic or musical services, performances, or theatrical productions held at a venue operated or leased by a state agency exempt from bidding and other requirements of the Code. However, to provide transparency, information about these contracts had to be posted in the Illinois Procurement Bulletin.

Public Act 098-1076 would have extended the exemptions beyond the original expiration date of December 31, 2014, however, a technical drafting error allowed both Section 1-12 and 1-13 to expire. On August 3, 2017, Public Act 100-0043 reinstated these exemptions as if they had never expired and also added some additional exemptions. It also requires posting of all exempt notices, including those identified in Section 1-10. As a result, procurements exempt under Section 1-10 of the Code are included on this report in addition to those exempt under Sections 1-12 and 1-13. Because of the legislative changes during FY18, this report documents a large increase in the quantity and dollar value of exempt transactions. During FY18, the universities and the Illinois Math and Science Academy posted 1,452 exempt transactions to the bulletin, having a combined estimated value of \$638,140,296. This is an almost 200-fold increase compared to FY17. This increase is due in large part to the addition of an exemption for medical supplies and services, making up 73.25% of the dollar value of the exempt transactions. Since the revised reporting requirements of Public Act 100-0043 were not effective until October 1, 2018, all data from the first quarter of FY18 may not be reflected on this report.

The statistical data is generated based on contract information posted to the bulletin by the universities. The bulletin was originally designed in 1998 to display procurement notices and has limited ability to produce reports on spend. However, the information in this report is an accurate reflection of the exemptions that were posted to the bulletin.

Most of the universities have taken the position that if the cost of the supplies or services is less than the Procurement Code Small Purchase threshold (\$100,000), they would make the purchase subject to the Code requirements for small purchases rather than using the exemption. Those small purchases are not posted to the bulletin. That results in an underreporting of the number of transactions that fit the exempt categories. This practice is not detrimental, except for statistical reporting purposes. Those purchases pursued as small purchases would be subject to normal contracting requirements that could include standard certifications, financial disclosures, and consideration of potential conflicts of interests, requirements that do not apply to exempt transactions. We do, however, lose the transparency that posting to the bulletin provides. In addition, a large number of these small transactions are purchased using a purchase card (generally < \$5,000) and these purchases do not include certifications.

FY18 Exemptions Statistical Overview

FY18 Exemptions by Justification Type

Exemption Category	Number Trans.	Dollar Value	Average \$ Per Transaction	% of Total Spend
Expenditure is for anticipated litigation, enforcement actions, or investigations. (30 ILCS 500/1-10(b)(7))	9	\$ 736,786	\$ 81,865	0.12%
Services, commodities, and equipment to support the delivery of timely forensic science services (30 ILCS 500/1-10(b)(13))	1	\$ 130,000	\$ 130,000	0.02%
Membership in professional, academic, research, or athletic organizations (30 ILCS 500 / 1-13(b)(1))	208	\$ 1,267,609	\$ 6,094	0.20%
Events or activities paid for exclusively by revenues generated by the event or activity, gifts, or donations for the event or activity, private grants, or any combination thereof (30 ILCS 500 / 1-13(b)(2))	87	\$ 19,035,823	\$ 218,803	2.98%
Use of specific potential contractors is mandated or identified by the sponsor of the event or activity (30 ILCS 500 / 1-13(b)(3))	27	\$ 1,867,827	\$ 69,179	0.29%
Athletic, artistic or musical services, performances, events, or productions (30 ILCS 500 / 1-13(b)(4))	393	\$ 3,146,061	\$ 8,005	0.49%
Periodicals, books, subscriptions, database licenses, and other publications procured for use by a university library or academic department (30 ILCS 500 / 1-13(b)(5))	228	\$ 126,986,500	\$ 556,958	19.90%
Placement of students in externships, practicums, field experiences, and for medical residencies and rotations. (30 ILCS 500 / 1-13(b)(6))	32	\$ 326,039	\$ 10,189	0.05%
Programming and broadcast license rights for university-operated radio and television stations (30 ILCS 500 / 1-13(b)(7))	9	\$ 258,014	\$ 28,668	0.04%
Performing sponsored research and other sponsored activities under grants and contracts funded by the sponsor or by sources other than State appropriations. (30 ILCS 500 / 1-13(b)(8))	265	\$ 16,919,638	\$ 63,848	2.65%
Contracts with a foreign entity for research or educational activities (30 ILCS 500 / 1-13(b)(9))	11	\$ 52,209	\$ 4,746	0.01%
Medical supplies or medical services necessary for the delivery of care and treatment at medical, dental, or veterinary teaching facilities (30 ILCS 500 / 1-13(b-5))	182	\$ 467,413,791	\$ 2,568,208	73.25%
TOTAL:	1452	\$ 638,140,296	\$ 439,491	100.00%

FY18 Exemptions by University

University	Number of Transactions	Dollar Value	Average \$ per Transaction
Chicago State University	190	\$ 3,068,420.56	\$ 16,149.58
Eastern Illinois University	464	\$ 2,322,822.11	\$ 5,006.08
Governors State University	1	\$ 209,005.00	\$ 209,005.00
Illinois Math and Science Academy	58	\$ 115,988.75	\$ 1,999.81
Illinois State University	24	\$ 4,203,532.83	\$ 175,147.20
Northeastern Illinois University	162	\$ 2,506,287.17	\$ 15,470.91
Northern Illinois University	176	\$ 7,819,947.11	\$ 44,431.52
Southern Illinois University Carbondale	48	\$ 6,470,849.17	\$ 134,809.36
Southern Illinois University Edwardsville	20	\$ 5,952,327.90	\$ 297,616.40
Southern Illinois School of Medicine	5	\$ 1,146,000.00	\$ 229,200.00
University of Illinois Chicago	98	\$ 453,775,259.81	\$ 4,630,359.79
University of Illinois Urbana/Champaign	181	\$ 147,036,201.23	\$ 812,354.70
University of Illinois Springfield	22	\$ 1,394,004.00	\$ 63,363.82
University of Illinois System	3	\$ 2,119,650.46	\$ 706,550.15
Western Illinois University	0	\$ -	\$ -
TOTAL:	1452	\$ 638,140,296.10	\$ 439,490.56



State of Illinois
Chief Procurement Office for
Institutions of Higher Education

Small Business Report



Fiscal Year 2018

Small Business Summary

Section 1-10 of the Illinois Procurement Code requires reporting of certain information regarding contracts with small businesses. Following is the summary data for FY18 details later in the report:

Total Contracts to All Businesses	196,204
Total Contracts to Certified Small Businesses	3,820
Total Available Dollars Subject to Goal	\$1,660,363,702
Goal to Award to Small Business (10% of total)	\$166,036,370
Value of Awards to Certified Small Businesses	\$48,503,229
% of Total Goal Dollars to Certified Small Businesses	2.92%
Average Value of Contract Awarded to Small Businesses	\$12,697.18

Background Information

The General Assembly enacted the Small Business Contracts Act (SBCA) 30 ILCS 503 on August 11, 2011 recognizing that contracting with Illinois' small business owners helps job creation and economic development. The SBCA created a goal that not less than 10% of the value of all contracts funded with State appropriated or Federal funds be awarded to small businesses. Though Public Act 100-0043 repealed the SBCA in August of 2017, its core stipulations and reporting requirements were moved under Section 45-90 of the Procurement Code.

The public universities use their own internal resources, along with the shared database of certified small businesses, to determine the number of small businesses that received contracts and the value of those contracts. Each university maintains their own separate contract and accounting systems and each collects data and extracts that data from their systems differently. With no central or uniform system of data collection and extraction, it is a challenge to obtain and accurately report this information. Consequently, the overall results do not show a true reflection of the level of contracting with certified small businesses by the state universities. It is important to note that this report shows only contracting activity with firms certified in the SBSP database.

The CPOs are responsible for reviewing and approving agency and university SBCA compliance plans, monitoring agency and university progress, and reporting on their outcomes. The state's progress towards the 10% goal is the subject of this report.

FY18 Small Businesses Spend – Statistical Overview

With no central or uniform system of data collection and extraction, it is a challenge to obtain and accurately report this information. For FY18, one of the nine universities failed to report their small business usage and one reported data that was unusable. In the table below, the line for “Southern Illinois University” includes spend by the SIU Carbondale, SIU Edwardsville, and SIU School of Medicine campuses. Similarly, the line for “University of Illinois” includes spend by the University of Illinois campuses at Urbana-Champaign, Chicago, and Springfield.

FY18 University/IMSA Spend with Small Businesses

Institution	Total Budget (minus Exemptions allowed by BEP Rules)	Value of Contracts Awarded to Small Businesses	% of Contracts Paid to Small Businesses	# of Contracts to Small Businesses	Average Contract Value to Small Businesses	TOTAL contracts
Chicago State University	\$ 14,650,472	\$ 3,222,854	9.42%	802	\$ 4,018.52	8512
Eastern Illinois University	\$ 21,056,036	\$ 336,923	1.60%	54	\$ 6,239.31	906
Governors State University	Data Not Usable	Data Not Usable	Data Not Usable	Data Not Usable	Data Not Usable	Data Not Usable
Ill. Math & Science Acad.	\$ 1,488,861	\$ 687,219	46.16%	726	\$ 946.58	6489
Illinois State University	\$ 40,914,767	\$ 2,778,028	6.79%	191	\$ 14,544.65	1520
North-eastern Ill. University	\$ 7,916,159	\$ 190,198	2.40%	41	\$ 4,638.98	2144
Northern Illinois University	(No Report)	(No Report)	(No Report)	(No Report)	(No Report)	NA
Southern Illinois University	\$ 235,678,856	\$ 12,173,133	5.17%	175	\$ 69,560.76	4026
University of Illinois	\$1,305,830,530	\$ 29,098,806	2.23%	1689	\$ 17,228.42	171611
Western Illinois University	\$ 32,828,021	\$ 16,067.95	0.04%	142	\$ 113.15	996
TOTAL:	\$ 1,660,363,702	\$ 48,503,228.95	2.92%	3,820	\$ 12,697.18	196,204

Other Small Business Reporting Requirements

Small Business Set-aside Program

While the Illinois Procurement Code authorizes the CPO to designate a small-business set-aside, we have not yet implemented a small business set-aside. Therefore we are reporting no expenditures under a small business set-aside.

The CPO-HE encourages universities to utilize small businesses whenever possible and the universities do contract with many small business vendors. In recognition of the policy of the state to promote the use of small businesses, we will be providing a larger focus on small business matters and have added language to proposed rules to ensure competition among small businesses. We are also looking into implementing set-asides as a way to increase utilization of small businesses. SPOs also attend outreach events whenever possible and talk to small businesses, BEP, and Veteran-owned businesses about the benefits of doing business with the universities. They help vendors learn about the various registration processes as well as the procurement process.

Veteran Owned & Service-Disabled Veteran Owned Small Businesses

It is the goal of the state to promote contracting with qualified veteran-owned small businesses (VOSB) and service-disabled veteran-owned small businesses (SDVOSB). Not less than 3% of the total dollar amount of State contracts is established as a goal to be awarded to VOSB and SDVOSB. Prior to the passing of Public Act 100-0043, the public universities were not subject to this goal requirement, however at least three universities did identify spend with veteran-owned businesses. Those are reflected in the table below along with dollar value. We will be working with the institutions of higher education over the coming year to track and report on these contracts.

FY18 University/IMSA Spend with Qualified Veteran-Owned Small Businesses

Institution	# Contracts	\$ Value Contracts	% of Total Available \$
Chicago State University	0	\$ -	0.00%
Eastern Illinois University	0	\$ -	0.00%
Governors State University	3	\$ 10,366.00	0.43%
Ill. Math & Science Acad.	4	\$ 47,024.00	3.16%
Illinois State University	1	\$ 1,500.00	0.00%
Northeastern Ill. University	0	\$ -	0.00%
Northern Illinois University	No Report	No Report	No report
Southern Illinois University	0	\$ -	0.00%
University of Illinois	22	\$ 231,132.40	0.02%
Western Illinois University	0	\$ -	0.00%
TOTAL:	30	\$ 279,656.40	0.02%

SOLESOURCE

PROCUREMENTS REPORT

Fiscal Year 2018
August 1, 2018

Chief Procurement Office for Public
Institutions of Higher Education
State of Illinois



SUMMARY

The CPO for Higher Education works with the State's public universities to meet their procurement needs free of undue influence through independent authority, oversight and approval. The CPO-HE further works with the universities to continually improve procurement policies and to establish best practices that recognize the specific needs of the universities.

The Illinois Procurement Code (30 ILCS 500/ 20-25)(Code) requires that each Chief Procurement Officer issue a report on sole source contracts on a fiscal year basis. This report is for FY18 and is provided to the Governor, General Assembly, and published to the Chief Procurement Officers' website.

Most of the approximately \$10 billion in procurements conducted by the agencies and universities go through one of the competitive methods of source selection. However, the Code does allow contracting without formal competition when there is only one or only one economically feasible source for the needed supply or service. The universities are required to submit substantial justification and work with the State Purchasing Officer to determine whether a particular need is appropriate for sole source treatment. Once approved for this method, we provide a 14-day public notice of intent to contract on this sole source basis and allow any interested party to request a public hearing. This process allows any vendor to dispute the sole source declaration and provide evidence to that effect. Any member of the public may also request a hearing to voice concerns with the intent.

This transparent process is among the best in the country, and was a contributing factor in Illinois receiving the highest rating by the Center for Public Integrity in 2015, ranking Illinois 1st among the 50 states in procurement integrity.

In Fiscal Year 2018, the Chief Procurement Officer for Public Institutions of Higher Education awarded 238 sole source procurements, valued at \$294,503,508.

We also held 4 public hearings in FY18 at the request of the public, the Procurement Policy Board or others as compared to 8 hearings in FY17 and 12 hearings in FY16. This drop in requested hearings shows that the increased justification provided for sole source procurements stands up to public scrutiny. Of the 4 hearings held, 2 sole source requests were cancelled after review of information provided at the hearings.

Ben Bagby - CPO for Public Institutions of Higher Education

401 S. Spring St. Suite 520

Springfield, Illinois 62706

Phone: 217.558.5143

CPO Website: www.cpohe.illinois.gov

Illinois Procurement Gateway: <https://ipg.vendorreg.com>

Pathway to Procurement: <http://www.illinois.gov/cpo/PathwayToProcurement>

STATISTICAL OVERVIEW—FY2018

Total Value of Sole Source Procurements:	\$294,503,508.14
Total Number of Sole Source Contracts:	238
Average Value of Sole Source Contracts:	\$1,237,409.70
Total Number of Institutions Awarding Sole Source Contracts:	14
Total Number of Hearings Held:	4

FY18 New Sole Source by Transaction Type	#	\$ Value	% of Total \$
Art, entertainment services, or athletic events	3	\$ 703,036.09	0.24%
Compatibility of equipment, services, etc.	38	\$ 36,657,195.61	12.45%
Copyrighted or patented and is not available except from the holder	68	\$ 195,031,061.00	66.22%
Critical changes to existing contract are best made by contract holder	3	\$ 5,460,759.00	1.85%
Commercial resale	9	\$ 7,871,568.76	2.67%
Existing franchise agreement	9	\$ 4,430,000.00	1.50%
Media for advertising	2	\$ 450,000.00	0.15%
Organizational Membership	1	\$ 145,800.00	0.05%
Radio and television broadcast rights	1	\$ 150,000.00	0.05%
Software license, upgrade or maintenance	55	\$ 17,165,762.20	5.83%
Regulated public utility service	6	\$ 6,810,500.00	2.31%
Research; no other source meets researcher's needs	14	\$ 4,368,236.78	1.48%
Other	29	\$ 15,259,588.70	5.18%
Total	238	\$ 294,503,508.14	100.00%

FY18 Renewals by University	# Renewals FY18	\$ Value Renewals FY18
Chicago State University	1	\$ 99,794.00
Eastern Illinois University	0	\$ -
Governors State University	0	\$ -
Illinois State University	1	\$ 72,704.00
Northeastern Illinois University	0	\$ -
Northern Illinois University	6	\$ 996,000.00
Southern Illinois University - Carbondale	1	\$ 23,600.00
Southern Illinois University - Edwardsville	2	\$ 1,702,000.00
Southern Illinois University School of Medicine	4	\$ 749,500.00
University of Illinois at Chicago	30	\$ 31,641,262.00
University of Illinois at Urbana-Champaign	24	\$ 42,851,061.00
Western Illinois University	3	\$ 498,670.00
Total:	72	\$ 78,634,591.00

SOLE SOURCE CONTRACT

HISTORICAL STATISTICS


Three Year Historical Overview	FY18	FY17	FY16
Number of Institutions Awarding Sole Source Contracts	14	12	13
Dollar Value of Sole Source Contracts	\$294,503,508.14	\$270,915,253.00	\$372,375,994.00
Number of Sole Source Contracts Published	238	296	465
Average Dollar Value of Sole Source Contracts	\$1,237,409.70	\$915,254.00	\$800,809.00

Sole Source by University	\$ Contracts FY18	# Contracts FY18	\$ Contracts FY17	# Contracts FY17	\$ Contracts FY16	# Contracts FY16
Chicago State University	\$2,919,765	2	\$ -	0	\$ 4,038,514	4
Eastern Illinois University	\$991,193	4	\$2,121,138	5	\$ 501,434	4
Governors State University	\$1,907,500	3	\$244,950	2	\$ 425,000	3
IL Math & Science Academy	\$150,000	1	*	*	*	*
Illinois State University	\$4,049,378	14	\$10,604,788	15	\$ 8,797,173	24
Northeastern IL University	\$ -	0	\$ -	0	\$ 5,958,654	2
Northern Illinois University	\$9,349,080	12	\$3,271,413	19	\$ 3,684,776	11
SIU - Carbondale	\$9,136,848	15	\$8,299,683	21	\$ 9,994,114	16
SIU - Edwardsville	\$1,953,380	7	\$1,815,174	10	\$ 2,670,283	19
SIU - School of Medicine	\$3,050,059	13	\$2,552,250	20	\$ 5,022,774	25
Univ. of Illinois at Chicago	\$24,042,328	42	\$63,554,041	76	\$ 96,336,700	135
Univ. of Illinois at Springfield	\$582,799	4	\$1,045,450	11	\$ 2,613,108	12
Univ. of IL at Urbana-Champaign	\$48,727,395	67	\$128,018,365	113	\$ 62,937,894	154
Western Illinois University	\$2,340,785	6	\$388,000	2	\$ 2,755,570	12
IL Pub. Higher Ed. Cons. (IPHEC)	\$185,303,000	48	\$49,000,000	2	\$ 166,640,000	44
Total:	\$294,503,508	238	\$270,915,252	296	\$ 372,375,994	465


*The Illinois Math and Science Academy was under the jurisdiction of the General Services CPO in FY16 & FY17.

Click on the image below to view Sole Source Reports from previous fiscal years:


FY2017:



FY2016:



FY2015:



FY2014:

